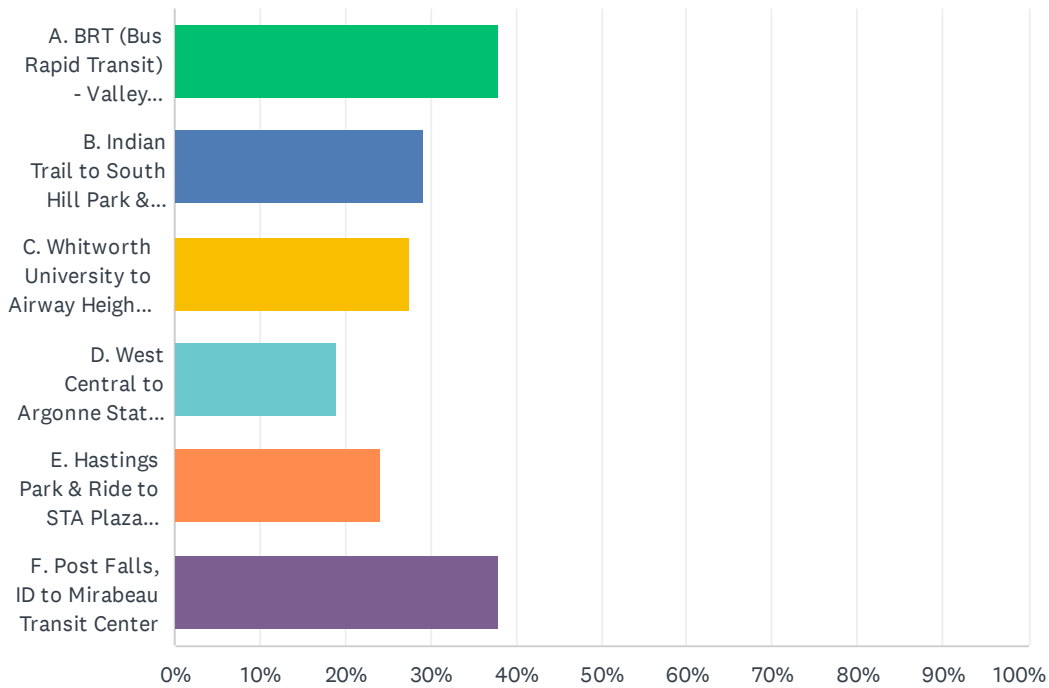


Q1 The Comprehensive Plan contains the long-term vision for High Performance Transit (HPT) in the region, as shown in the map below. Looking at the map, the solid lines are existing or planned for construction, while the dashed lines are future concepts. Please identify the top two corridors from the dashed lines that STA should consider investing in next.

Answered: 58 Skipped: 0



ANSWER CHOICES	RESPONSES	
A. BRT (Bus Rapid Transit) - Valley Transit Center to new Appleway Station (extension of Route 90)	37.93%	22
B. Indian Trail to South Hill Park & Ride (Improved frequency during nights and weekends along Route 23 Maple/Ash and Route 45 Perry District)	29.31%	17
C. Whitworth University to Airway Heights (Improved frequency during nights and weekends along Route 28 Nevada and Route 61 Highway 2/Fairchild)	27.59%	16
D. West Central to Argonne Station (Route 21 plus upgrade passenger amenities and improved frequency during nights and weekends along Route 94 East Central/Millwood)	18.97%	11
E. Hastings Park & Ride to STA Plaza (Introduce express service on the North Spokane Corridor once completed)	24.14%	14
F. Post Falls, ID to Mirabeau Transit Center	37.93%	22
Total Respondents: 58		

Q2 Please tell us anything else you would like to regarding the High Performance Transit element.

Answered: 21 Skipped: 37

*ALL ANSWERS ARE RECORDED ON THE
SEPTEMBER 2024 ERRATA SHEET*

Q3 Please tell us anything else you would like to regarding the Fixed Route element.

Answered: 14 Skipped: 44

*ALL ANSWERS ARE RECORDED ON THE
SEPTEMBER 2024 ERRATA SHEET*

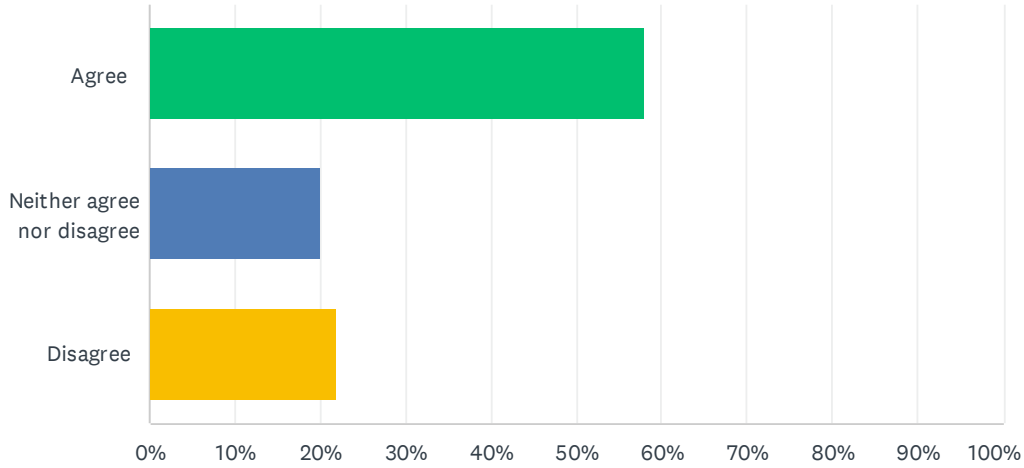
Q4 Please tell us anything else you would like to regarding the Paratransit element.

Answered: 11 Skipped: 47

*ALL ANSWERS ARE RECORDED ON THE
SEPTEMBER 2024 ERRATA SHEET*

Q5 STA should explore alternate services like mobility on demand to extend service to areas that would otherwise not be served by public transportation

Answered: 50 Skipped: 8



ANSWER CHOICES	RESPONSES	
Agree	58.00%	29
Neither agree nor disagree	20.00%	10
Disagree	22.00%	11
TOTAL		50

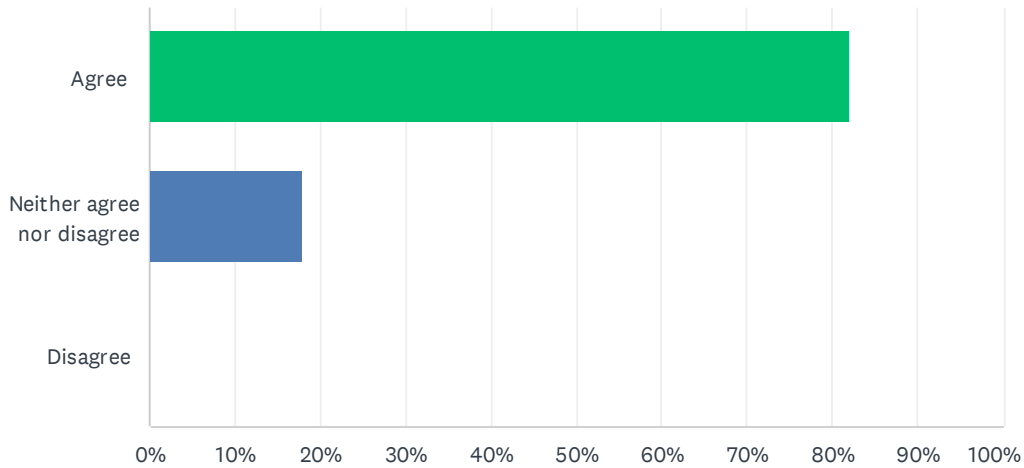
Q6 Please tell us anything else you would like to regarding the Flexible Services element.

Answered: 17 Skipped: 41

*ALL ANSWERS ARE RECORDED ON THE
SEPTEMBER 2024 ERRATA SHEET*

Q7 STA should strengthen efforts to reach out to stakeholders, customers and the community as it seeks to improve public transportation, particularly those who have been historically overburdened by transportation decisions.

Answered: 50 Skipped: 8



ANSWER CHOICES	RESPONSES	
Agree	82.00%	41
Neither agree nor disagree	18.00%	9
Disagree	0.00%	0
TOTAL		50

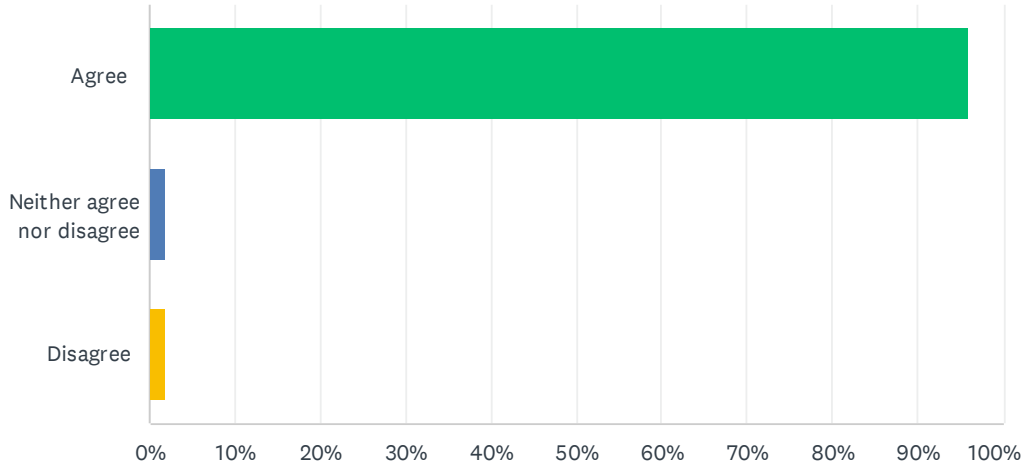
Q8 Please tell us anything else you would like to regarding the Communications and Public Input element.

Answered: 16 Skipped: 42

*ALL ANSWERS ARE RECORDED ON THE
SEPTEMBER 2024 ERRATA SHEET*

Q9 STA should continue to prioritize the pursuit of funding from a variety of sources to improve and enhance public transportation in the region.

Answered: 50 Skipped: 8



ANSWER CHOICES	RESPONSES	
Agree	96.00%	48
Neither agree nor disagree	2.00%	1
Disagree	2.00%	1
TOTAL		50

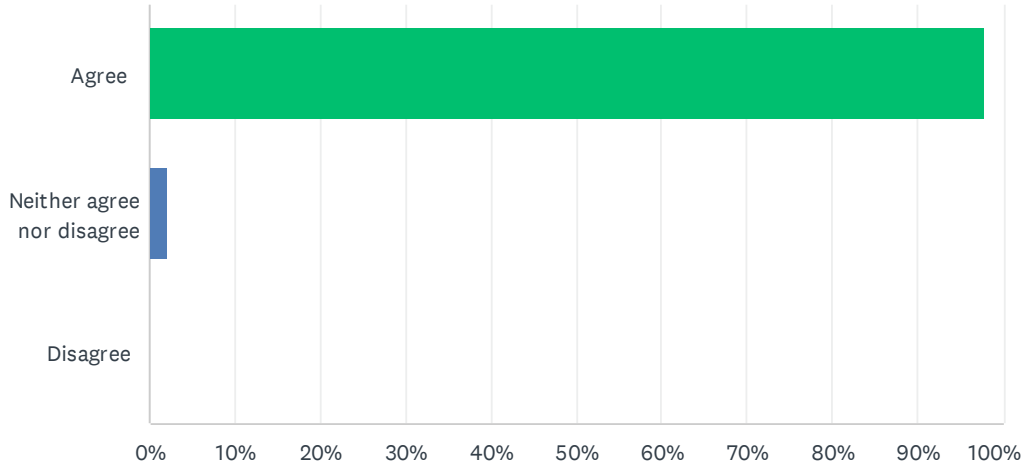
Q10 Please tell us anything else you would like to regarding the Revenues and Fares element.

Answered: 12 Skipped: 46

*ALL ANSWERS ARE RECORDED ON THE
SEPTEMBER 2024 ERRATA SHEET*

Q11 STA should be active in the development of the region to ensure places served by transit provide destinations and activities easily accessible by transit, walking and biking.

Answered: 49 Skipped: 9



ANSWER CHOICES	RESPONSES	
Agree	97.96%	48
Neither agree nor disagree	2.04%	1
Disagree	0.00%	0
TOTAL		49

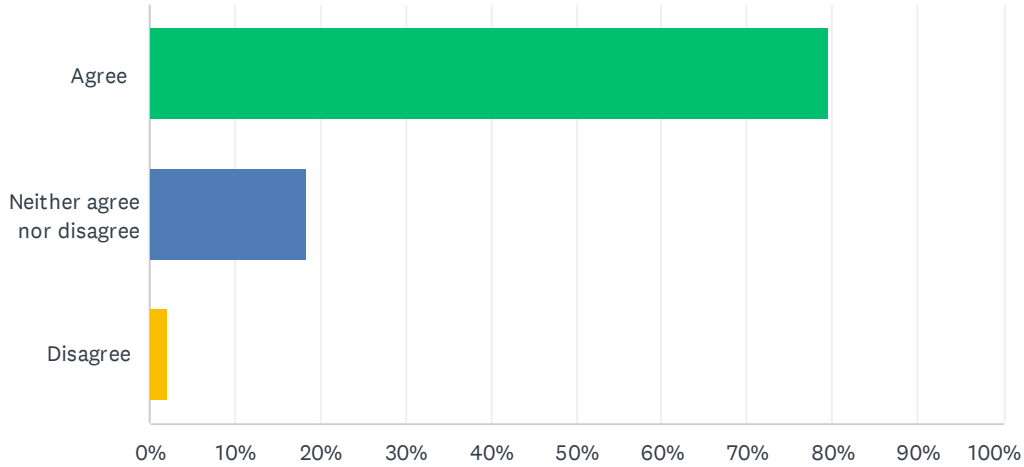
Q12 Please tell us anything else you would like to regarding the Regional Transportation and Land Use element.

Answered: 15 Skipped: 43

*ALL ANSWERS ARE RECORDED ON THE
SEPTEMBER 2024 ERRATA SHEET*

Q13 STA should be a regional leader in regional sustainability efforts, including increasing the use of transit and zero-emission vehicles.

Answered: 49 Skipped: 9



ANSWER CHOICES	RESPONSES	
Agree	79.59%	39
Neither agree nor disagree	18.37%	9
Disagree	2.04%	1
TOTAL		49

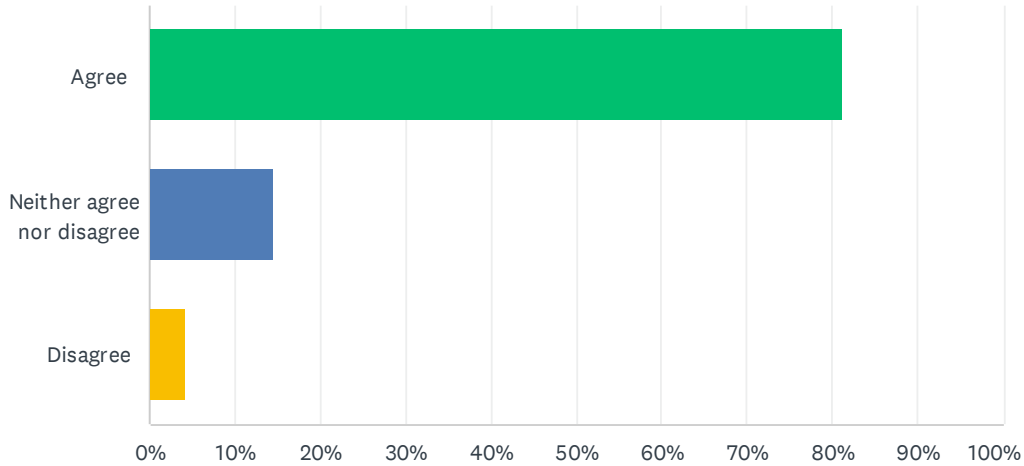
Q14 Please tell us anything else you would like to regarding the Sustainability element.

Answered: 19 Skipped: 39

*ALL ANSWERS ARE RECORDED ON THE
SEPTEMBER 2024 ERRATA SHEET*

Q15 Adding an Equity and Inclusion element into the Comprehensive Plan will ensure STA is responsive to the transportation needs of our diverse community, including community members who are disadvantaged or have been overburdened by past transportation decisions.

Answered: 48 Skipped: 10



ANSWER CHOICES	RESPONSES	
Agree	81.25%	39
Neither agree nor disagree	14.58%	7
Disagree	4.17%	2
TOTAL		48

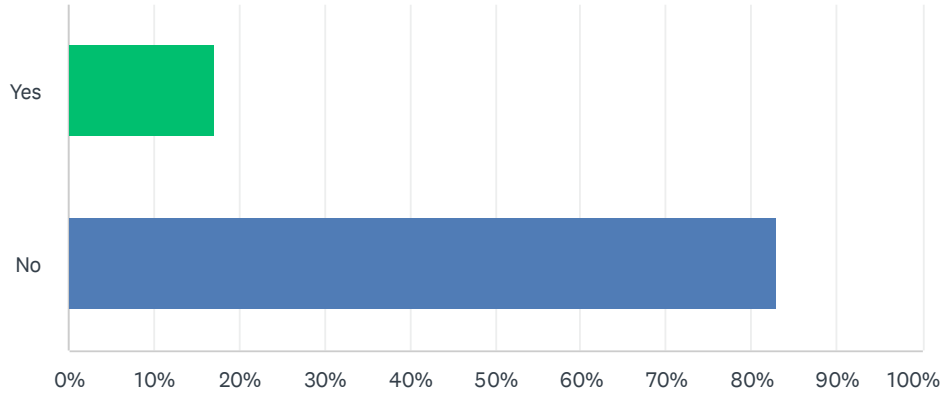
Q16 Please tell us anything else you would like to regarding the Transit Equity and Inclusion element.

Answered: 5 Skipped: 53

*ALL ANSWERS ARE RECORDED ON THE
SEPTEMBER 2024 ERRATA SHEET*

Q17 Would you like to talk with STA staff about any of the elements in the Connect Spokane 2024 Update? You will be asked to leave contact information so that STA staff can contact you.

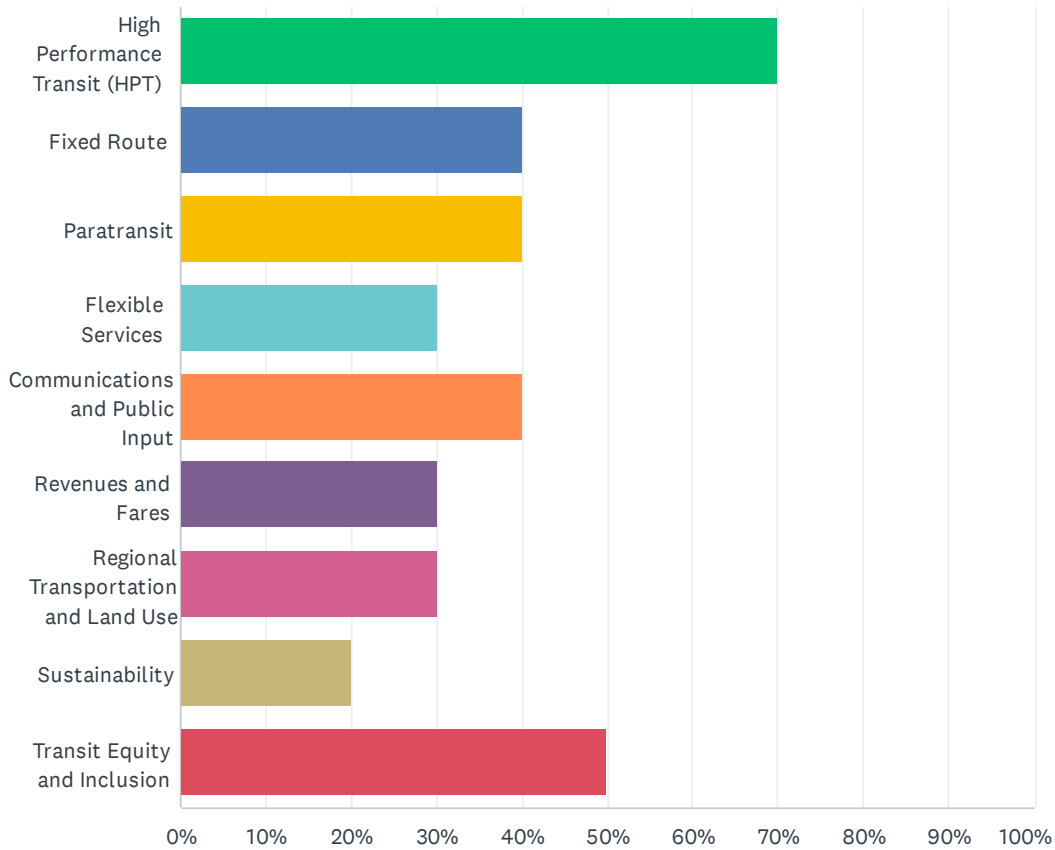
Answered: 47 Skipped: 11



ANSWER CHOICES	RESPONSES	
Yes	17.02%	8
No	82.98%	39
Total Respondents: 47		

Q18 Please identify the element(s) you are interested in discussing further

Answered: 10 Skipped: 48



ANSWER CHOICES	RESPONSES
High Performance Transit (HPT)	70.00% 7
Fixed Route	40.00% 4
Paratransit	40.00% 4
Flexible Services	30.00% 3
Communications and Public Input	40.00% 4
Revenues and Fares	30.00% 3
Regional Transportation and Land Use	30.00% 3
Sustainability	20.00% 2
Transit Equity and Inclusion	50.00% 5
Total Respondents: 10	

Q19 Name

Answered: 9 Skipped: 49

ANSWER CHOICES	RESPONSES	
First name	100.00%	9
Last name	100.00%	9
	0.00%	0
	0.00%	0
	0.00%	0

Q20 Email

Answered: 9 Skipped: 49

ANSWER CHOICES	RESPONSES	
Email address	100.00%	9

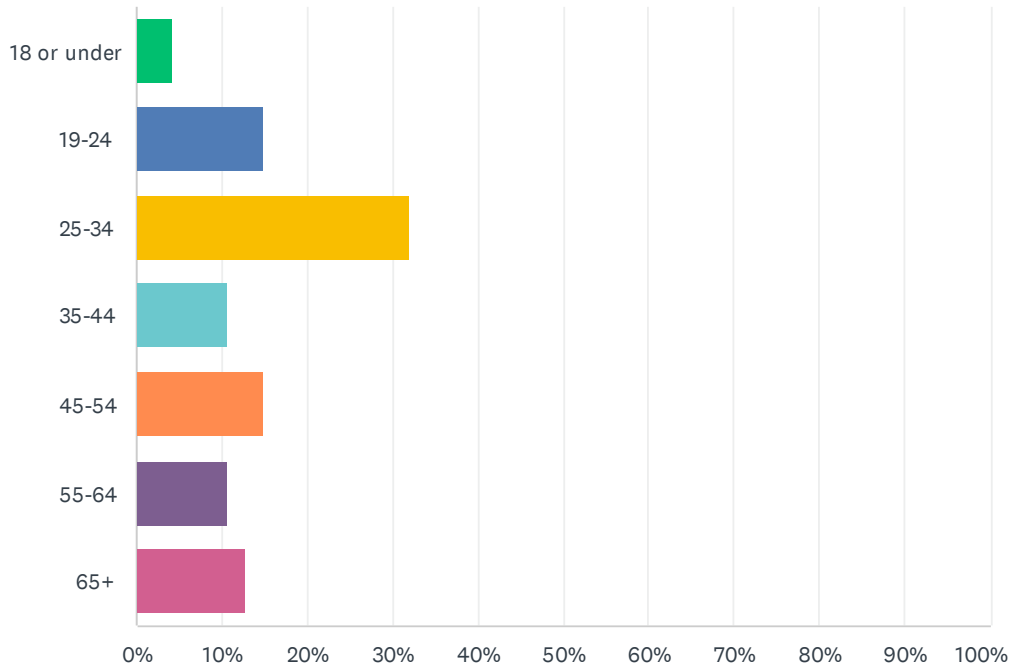
Q21 Phone (if this is preferred contact method)

Answered: 7 Skipped: 51

ANSWER CHOICES	RESPONSES	
Phone number	100.00%	7
	0.00%	0

Q22 What is your age group?

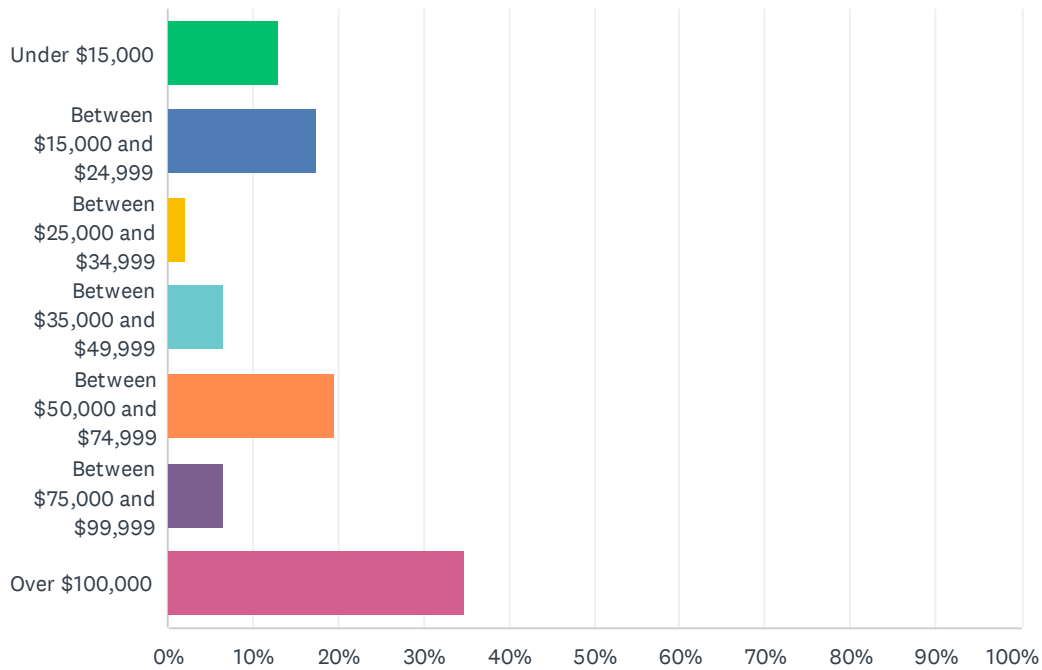
Answered: 47 Skipped: 11



ANSWER CHOICES	RESPONSES	
18 or under	4.26%	2
19-24	14.89%	7
25-34	31.91%	15
35-44	10.64%	5
45-54	14.89%	7
55-64	10.64%	5
65+	12.77%	6
TOTAL		47

Q23 What is your household income?

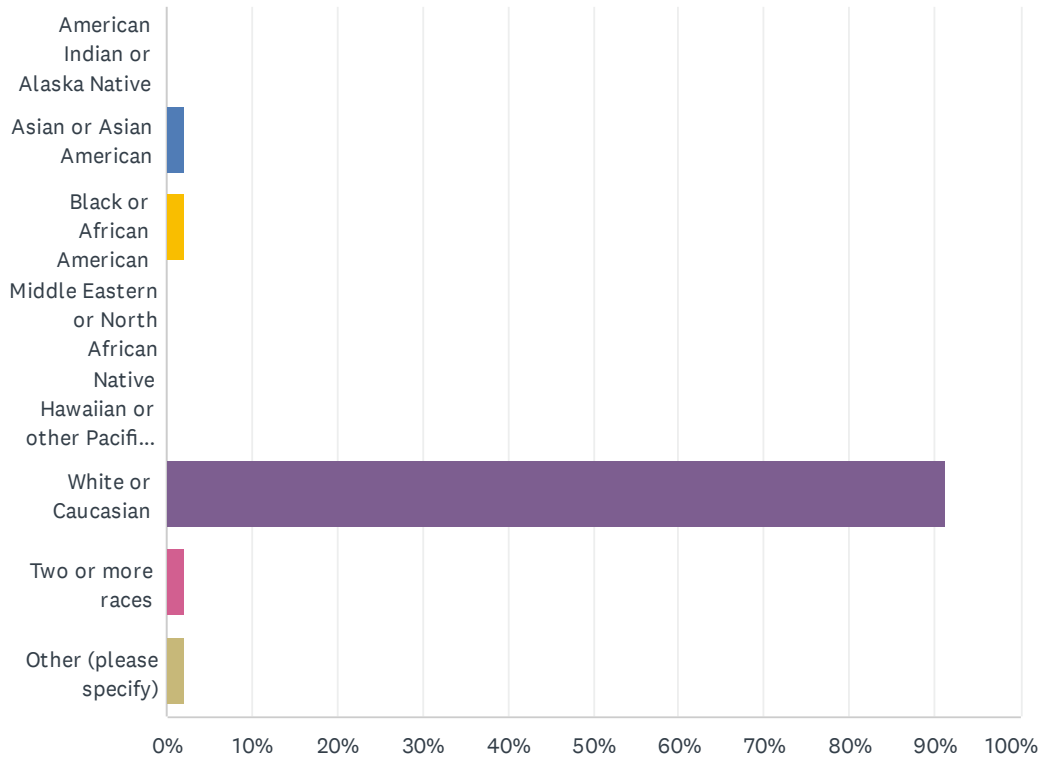
Answered: 46 Skipped: 12



ANSWER CHOICES	RESPONSES	
Under \$15,000	13.04%	6
Between \$15,000 and \$24,999	17.39%	8
Between \$25,000 and \$34,999	2.17%	1
Between \$35,000 and \$49,999	6.52%	3
Between \$50,000 and \$74,999	19.57%	9
Between \$75,000 and \$99,999	6.52%	3
Over \$100,000	34.78%	16
TOTAL		46

Q24 How do you self-identify by race?

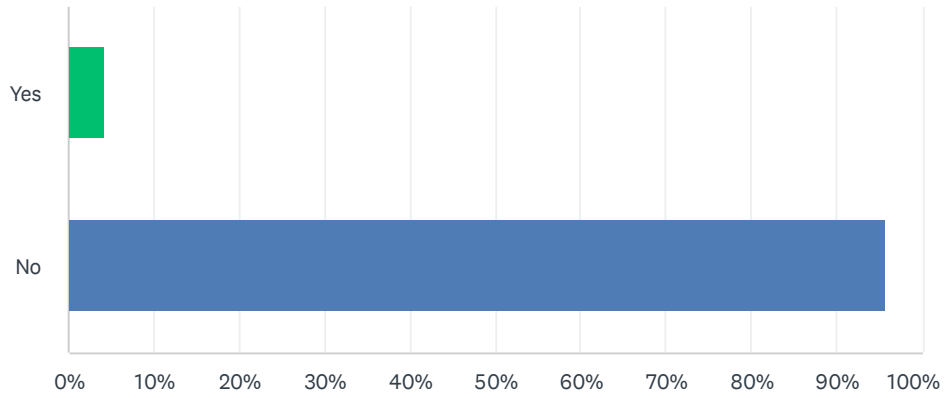
Answered: 46 Skipped: 12



ANSWER CHOICES	RESPONSES	
American Indian or Alaska Native	0.00%	0
Asian or Asian American	2.17%	1
Black or African American	2.17%	1
Middle Eastern or North African	0.00%	0
Native Hawaiian or other Pacific Islander	0.00%	0
White or Caucasian	91.30%	42
Two or more races	2.17%	1
Other (please specify)	2.17%	1
TOTAL		46

Q25 Do you identify as Hispanic or Latino?

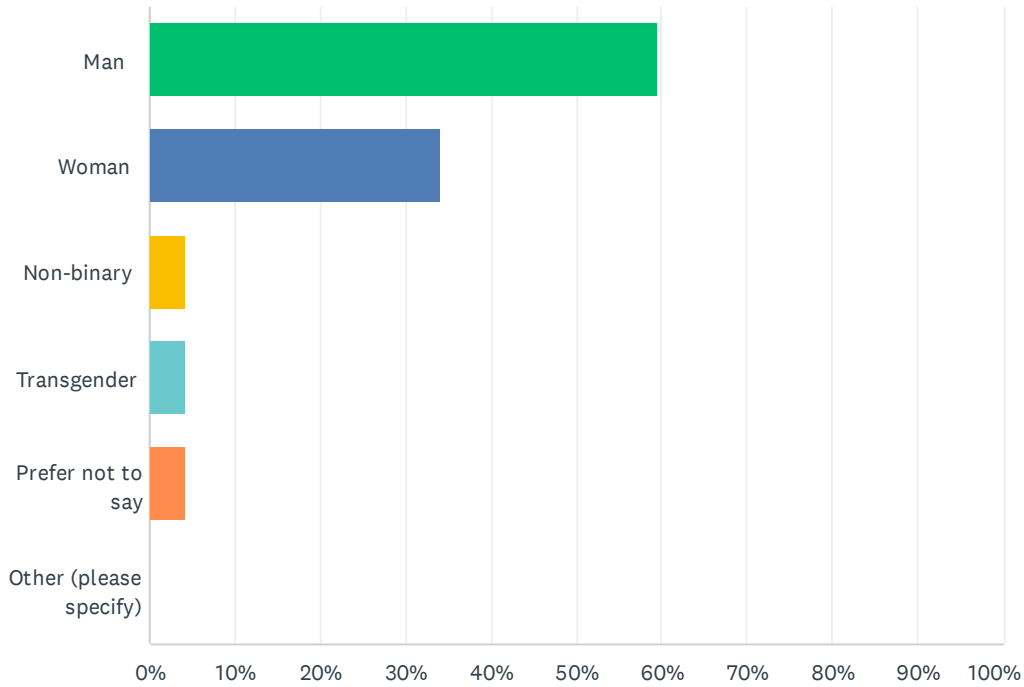
Answered: 47 Skipped: 11



ANSWER CHOICES	RESPONSES	
Yes	4.26%	2
No	95.74%	45
TOTAL		47

Q26 Which of the following options most closely align with your gender? You may select multiple responses if desired.

Answered: 47 Skipped: 11



ANSWER CHOICES	RESPONSES	
Man	59.57%	28
Woman	34.04%	16
Non-binary	4.26%	2
Transgender	4.26%	2
Prefer not to say	4.26%	2
Other (please specify)	0.00%	0
Total Respondents: 47		